

xiaomi Smart Lightstrip Extension User Manual



Product Overview

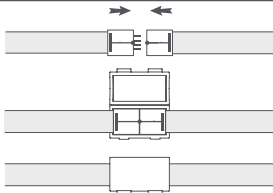
Read this manual carefully before use, and retain it for future reference.



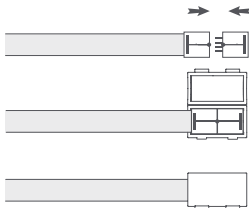
Note: Illustrations of product, accessories, and user interface in the user manual are for reference purposes only. Actual product and functions may vary due to product enhancements.

How to Install

1. Disconnect the lightstrip from power, and open the buckle box on the end of the lightstrip. Pull out the tail plug and keep it carefully. Insert the extension into the end of the lightstrip and fasten the buckle box.



2. Insert the tail plug into the end of the extension, and fasten the buckle box to complete the lightstrip connection.



How to Use

- This product is **only** used with Xiaomi Smart Lightstrip and cannot be used **individually**. After **installation**, the **lightstrip** can be controlled by its **controller** or the Mi Home/Xiaomi Home app.
- **Only** use the buckle box provided with this extension to connect with the **lightstrip**. Insert the **tail plug** into the end of the **lightstrip** before use.


Specifications

Model: MJDD03YL

Rated Input: 24 V --- 0.087 A

Rated Power: 2.1 W

Precautions

- Do not connect the lightstrip to the power supply when it is in the package.
- Do not interconnect parts of this lightstrip with parts of another manufacturer's lightstrip.
- Interconnection shall be made only by the use of the supplied connectors. Any open end must be sealed-off before use.
- The light source of this luminaire is not replaceable; when the light source reaches its end of life, the whole luminaire shall be replaced.
- The product shall be supplied with a certified independent SELV LED driver complying with IEC/EN. 61347-2-13 with output voltage (constant voltage) and at least equal to the rated power of this product.
-  For indoor use only.
- Do not use the lightstrip when covered or recessed into a surface.
- Do not open or cut the lightstrip.

EU Declaration of Conformity

We, Qingdao Yeelink Information Technology Co., Ltd., hereby declare that this equipment is in compliance with the applicable Directives and European Norms, and amendments. The full text of the EU declaration of conformity is available at the following internet address:
<http://www.mi.com/global/service/support/declaration.html>



WEEE Disposal and Recycling Information

All products bearing this symbol are waste electrical and electronic equipment (WEEE as in directive 2012/19/EU) which should not be mixed with unsorted household waste. Instead, you should protect human health and the environment by handing over your waste equipment to a designated collection point for the recycling of waste electrical and electronic equipment, appointed by the government or local authorities. Correct disposal and recycling will help prevent potential negative consequences to the environment and human health. Please contact the installer or local authorities for more information about the location as well as terms and conditions of such collection points.

Manufactured for: Xiaomi Communications Co., Ltd.

Manufactured by: Qingdao Yeelink Information Technology Co., Ltd.
(a Mi Ecosystem company)

Address: 10F-B4, Building B, Qingdao International Innovation Park, No.1
Keyuan Weiyi Road, Laoshan District, Qingdao City, Shandong
Province, P.R.China

For further information, please go to www.mi.com

User Manual Version: V1.0

Importer:

Beryko s.r.o.

Pod Vinicemi 931/2, 301 00 Plzeň

www.beryko.cz